

Columbia Crier

A Publication of the Columbia Basin
Model A Club, Tri-Cities, Washington



Volume 46 Issue 4 April 2016



<www.cbmac.org>

Inside Features:

- Sandhill Crane Tour
- Fashion Feature
- 2nd Harvest
- MAFCA News
- Restoration Projects

Meeting Location:

Reata Springs Baptist Church
2830 Leopold Lane, Richland, WA
April 14th, 7:00 p.m.



Garry and Joanne Bryan are with Claribell, their 1928 Model A Ford Roadster at Powers Winery in Richland, Washington.



Leadership

President:	Jan Jackson	967-2801
Vice President:	Bev McGillicuddy	627-1254
Secretary:	Janet Budzeck	943-2522
Treasurer:	Vernita Coffey	947-2668
Historian:	Tom Eldhardt	967-3081
Correspondence:	Mara Jackson	967-2801
Sunshine:	Bev McGillicuddy	627-1254
Editor:	Jan Jackson	967-2801
Web Master:	William Sperry	572-2459
Restorer:	Robin Eldhardt	967-3081

Meeting Schedule

January:	Tom & Robin Eldhardt/Mary Fraser
February:	Club Members - Chocolate
March:	Garry & Joanne Bryan
April:	Pete & Grace Jackson
May:	Larry & Sue Campbell
June:	William & Emilia Sperry
July:	Club Members - Potluck
August:	Blaine & Bev McGillicuddy
September:	Marshall & Sharon Hauck
October:	Calvin & Vernita Coffey
November:	Jan & Mara Jackson
December:	Christmas Brunch

Calendar of Events

Blue Mountain A's 40th	April 9
2nd Harvest	April 20
Swap Meet - Kennewick	May 7
Mule Mania Days	May 28
National Model A Convention	June 19-24
Celebration Picnic	July 4

Birthdays

<i>Joanne Bryan</i>	<i>4th</i>
<i>Dave Hannah</i>	<i>12th</i>

Anniversaries

<i>Pete & Grace Jackson</i>	<i>5th</i>
<i>Rick & Janet Budzeck</i>	<i>6th</i>
<i>Tom & Robin Eldhardt</i>	<i>16th</i>

Message from the Prez



Even though we didn't see any Sandhill Cranes on our Sandhill Crane Festival tour, I still had a blast. It was great meeting the Yakima Apple Valley A's in Othello and hanging out with them during lunch. We went on a few wild Sandhill Crane chases out of Othello before we gave up and sauntered home.

The best part of any Model A tour is when you're driving home, waving goodbye to the last car, backing into the garage and breathing a sigh of relief that we safely executed another tour. Some people think I keep welding rods in the refrigerator in my shop, but it's really for the end of tours and ice cold beers!

I'm looking forward to the Mule Mania Days in Dayton. I'm a big fan of the mule because they used to pull the wagons and implements on the farm where I grew up. If you didn't know, a mule is the offspring of a male donkey and a female horse. Mules can be either male or female, but they can't reproduce. When you hear the phrase, 'Kicks like a mule,' it's no exaggeration. You don't ever want to walk behind a mule.

Mara and I have been working on the 5 Club Tour that the club agreed to host in August. Since there is not a Regional Meet scheduled this year, the clubs in our area still wanted to get together for a few days. We have attended most of the Northwest Regional Meets since the Yakima Apple A's hosted the NWRM in July of 1995. It's only a couple of days, no car or fashion judging, but at least we'll get to meet with our neighbors for some socializing and touring.

Get your cars down off the blocks, get them timed and ready to go touring because Bev has a lot of events lined up for us this summer.

Jan Jackson

Ladies Lunch

The monthly ladies luncheon will be held on April 6, 12:30 p.m., at the new Country Mercantile located on Dallas Road in Richland.

Sandhill Crane Tour

The first tour of the season came off without a hitch, no Model A's on the side of the road. We left Pasco on Saturday, March 19th, heading due north to Othello and the Sandhill Crane Festival. We met the Yakima Apple Valley A's at the high school gymnasium, and proceeded to immerse ourselves in all things avian. The best part of the festival, in my humble opinion, were the raptors brought in by the WSU raptor club. I've never seen a Great Grey Owl in the wild and I scooted up to about a foot away to observe one of the most beautiful owls I've ever seen.

After the gym we ambled down to the Ironworks Cafe for lunch. This building has been completely refurbished from its original use as a machine shop. The proprietor, Erika, and her father worked for a full year to clear out the milling machines, anvils and lathes and turned it into a really nice cafe. All of the chairs and tables were made out of parts from the existing machinery.

Ok, there was one hitch. We drove around looking for the cranes and didn't see any. No matter, the cars are hitting the streets and we had a great time conversing with the Apple Valley A's. Participants included Budzecks, Campbells, Eldhardtts, Haucks, both Jacksons, McGillicuddys and Sperrys.

Submitted by Jan Jackson

Photos from top: This Snowy Owl, named Tundra, came all the way from the Arctic before he was rescued and taken to WSU. He's looking for the cranes. Mara and Harrison are listening to Tundra. He claims he walked all the way from the North Pole, but I don't believe him. This Great Grey Owl is keeping an eye on Bev and Mary. These Sandhill Cranes were photographed about 5 miles from our house in West Richland. The Yakima Apple Valley A's join us for a group photo after exhausting our efforts to see cranes.



Fashion Feature

Fashions of the Model A Ford Era

Fashion 101

This month we will be focusing on the patterns available for making your own blouses or tops. Since most women already had other stylish pants or dress bottoms making an additional top or two simply multiplied the clothes ensembles they could pair up.


In the 1929 McCall Printed Pattern #5803 there are three basic tops shown with belted waistlines, with or without long sleeves, and in a variety of neckline details. The pink blouse has a regular collar neck with a fluted front piece cascaded down the front that is accompanied by fluted material at the end of the full length sleeves. The yellow blouse sports a cape look with a knotted front. The white blouse with blue spots has a simple v-neck collar.

Submitted by Robin Eldhardt



MAFCA News

MAFCA 2016 National Convention: Hosted by the Model A Ford Club of Colorado in Loveland, Colorado, June 19-24, 2016. Registration materials and full descriptions of events and activities will be published in the January-February 2016 issue of *The Restorer* magazine and also available for download from their web site. Please go to their web site <www.MileHighCountry2016.org> for event and hotel information.



2nd Harvest - Help Needed

The club's first volunteer effort of the year is at the 2nd Harvest facility in Pasco on April 20th. Please plan to meet at 9:00 a.m. at 2nd Harvest. When we've completed our sorting assignment, we'll drive to the Country Mercantile to enjoy one of their delicious lunches. Please monitor your email to learn of any changes that could possibly occur closer to the sorting date. Questions should be addressed to Rick and Janet Budzeck.

The purpose of the club shall be to serve as a medium of exchange of ideas, information and parts for admirers of the Model A Ford, and to aid them in their efforts to restore and preserve the car in its original likeness. Membership in the Model A Ford Club of America is a requirement to joining the Columbia Basin Chapter. To join MAFCA, see the web site at <www.mafca.com> and click on the "Join MAFCA" tab. Requirements for membership in the chapter shall not insist upon the actual possession of a Model A Ford, merely an interest in the objectives of the club and a desire to take an active part in club activities shall be the primary requirement for membership. (Excerpt from Columbia Basin Model A Club Bylaws dated February 2015.)

Restoration Projects

Hyatt Bearings – Drive Shaft

This article was written for the replacement of the Hyatt Roller bearing used at the front end of the Torque Tube (Drive Shaft housing tube). This bearing is located between the Drive Shaft and the tube and keeps the Drive Shaft centered in the tube. There is a sleeve that fits around the bearing that aligns the drive shaft bearing to the front of Torque Tube. The major steps and parts needing removed are listed below. Reassembly of removed parts includes an inspection of all sub-parts and replacement of damaged/defective parts. Replace Hyatt Roller Bearing and Roller Bearing sleeve as the assemblies are being put back together. Verify all nuts are tight and torqued. Ensure that a new Cotter Pin has been installed in the castle nuts, as needed.

TOOLS NEEDED: Hand tools, Floor Jack, and Jack Stands.

PARTS NEEDED: Hyatt Roller Bearing, Hyatt Roller Bearing sleeve, and Universal Joint gasket.

NOTE: The Hyatt bearing must be lubricated prior to installation. Lubrication is maintained at the bearing by the grease fitting located at the front of the Torque Tube.

NOTE: In the following steps 6-9, the wheels could be left installed and/or the Rear Spring u-bolt nuts and Spring Clip Bars removed, but then the frame would need to be lifted up higher to allow the Read End to be rolled out.

PREPARATION:

1. REMOVE the Service & Emergency Brake rod pins at their Cross shafts for the RIGHT side rods.
2. REMOVE the Service & Emergency Brake rod pins at their Cross shafts for the LEFT side rods.
3. REMOVE at least one end of the Shock Absorber Links for BOTH of the Rear shocks.
4. DISCONNECT the Speedometer Cable from the Speedometer Gear case housing.
5. JACK UP the Rear End/Rear Wheels and PLACE a jack stand under the frame on BOTH sides.
6. REMOVE the five Lug nuts and then REMOVE the Rear Wheels on BOTH sides.
7. USE a spreader bar and spread the Rear Spring out to allow for Rear Spring Shackle removal.
8. REMOVE the Rear Spring Shackles on BOTH sides.
9. LET the Rear End down to allow it to sit on the Rear Hubs.
10. REMOVE the bolts holding the Universal Joint housing together.
11. SUPPORT the front end of the Torque Tube and then SLIDE/ROLL the Read End out from under the car.
12. WIPE down the exposed parts to remove excess/accumulated grease.


DRIVE SHAFT BEARING REMOVAL:

1. REMOVE the Hyatt Roller Bearing from the Torque Tube.
2. REMOVE the Hyatt Roller Bearing sleeve from Torque Tube.

Submitted by Tom Eldhardt



Hyatt Roller Bearing



Hyatt Roller Bearing Sleeve



Universal Joint flat gasket

Meeting Minutes

March 10, 2016

The monthly meeting was opened by the president Jan Jackson and attended by Dave Hannah, Mary Fraser, Mara Jackson, Pete and Grace Jackson, Garry and Joanne Bryan, Marshall and Sharon Hauck, William, Emilia and Emily Sperry, Rick and Janet Budzeck, Alyce Thompson, Blaine and Bev McGillicuddy, Larry and Sue Campbell and Tom and Robin Eldhardt. The minutes from the February meeting were approved as recorded and the treasurer's report was provided by Grace.

Correspondence: Mara received the following information: (1) Corvallis Historic Auto Club 50th annual antique car swap meet set for April 24th, (2) Poulsbo Inn & Suites inviting us to stay whenever in the area, and (3) invitation from Ki-Be to participate in the Picnic & Show 'N Shine on May 28th.

Sunshine: Rick stated that Dean Hinkson had been hospitalized and would be going home tomorrow after having stents placed in one of his arteries. Dave reported that Dick Johanson had also been hospitalized with some heart problems as well as other medical issues, but that he was home resting. Bev will send them both cards.

Tours: For the Sandhill Crane tour to Othello this coming Saturday, March 19th, Jan advised that those wanting to go should meet at 8:45 a.m. at the Bank Reale (name changed to Bank of Eastern Washington) for a 9:00 a.m. departure. Lunch will be at the Ironworks Café & Market. Jan asked those present if they still wanted to go on the tour to Pomeroy to which members were in agreement to do so. Therefore, on Saturday, April 2nd, club members will travel to Pomeroy for Spring Farm Days and lunch at the Pataha Flour Mill. In response to the Pendleton Blue Mountain "A" Club's invitation to attend their 40th anniversary lunch on Saturday, April 9th, Jan asked for a show of hands for those planning on going so that number can be given to Jack Remillard.

August 26-28 is the date set for the 5 Club tour. Our club agreed to host. Jan and Mara have set aside a block of rooms at the Richland Red Lion at a special rate and reserved their restaurant for dinner on Saturday night. They will meet with Kiona Winery staff this coming week to find out if we can host a get-together there on Friday evening. On Saturday morning those attending can take a bus tour to the B Reactor, possibly view the U.S.S. Triton Sail and have lunch at a local restaurant. Jan and Mara will finalize plans for the Saturday events. Rick and Janet will be responsible for handling the registration. Tom Eldhardt agreed to take the lead on tours.


Old Business: Janet remarked that she made reservations at Country Gentleman for our annual Christmas party set for Saturday, December 10th.

Projects: Larry will be working on setting the valves on his car and Blaine commented that he is considering donating his Tudor to a school in Sisters. The thought is that they will restore the car and then he will receive a percentage of whatever the vehicle sells for. Mary remarked that she has a Model A car seat; give her a call if you are interested.

Jan thanked Robin for writing the article for The Restorer. He then recognized those celebrating birthdays and/or anniversaries and thanked Garry and Joanne for providing the refreshments.

With no further business, the meeting was adjourned.

Respectfully submitted by Janet Budzeck, Secretary



Columbia Basin Model A Club
703 S. 48th Ave.
West Richland, WA 99353

The Columbia Crier is a publication of
the Columbia Basin Model A Club. For
questions or submittals to the Columbia
Crier contact Jan Jackson by email at:
j-m.jackson@frontier.com or by phone:
(509) 967-2801.