

Columbia Crier

A Publication of the
Columbia Basin Model A Club

Volume 46 Issue 7 July 2015



<www.cbmac.org>

Inside Features:

- NWRM Walla Walla
- Restoration Projects
- 45th Anniversary Tour
- July 4th Picnic
- Fashion Feature
- MAFCA News

Meeting Location:

Leslie Groves Park
Gazebo, Richland, WA
July 4th, 11:00 a.m. - 2 p.m.



John Trumbo is driving his trusty 1930 Station Wagon to the 2014 National Model A Convention in Puyallup, Washington.



Leadership

President:	Marshall Hauck	783-1444
Vice President:	Jan Jackson	967-2801
Secretary:	Janet Budzeck	943-2522
Treasurer:	Vernita Coffey	947-2668
Historian:	Pete Jackson	783-3317
Correspondence:	Mara Jackson	967-2801
Sunshine:	Bev McGillicuddy	627-1254
Editor:	Jan Jackson	967-2801
Web Master:	William Sperry	572-2459
Restorer:	Robin Eldhardt	967-3081

Meeting Schedule

January:	Tom & Robin Eldhardt/Mary Fraser
February:	Dean & Teri Hinkson
March:	Blaine & Bev McGillicuddy
April:	Rick & Janet Budzeck
May:	Pete & Grace Jackson
June:	Garry & Joanne Bryan
July:	Club Members Potluck
August:	Jan & Mara Jackson
September:	William & Emilia Sperry
October:	Frank & Laura Osterwyk
November:	Calvin & Vernita Coffey
December:	Christmas Brunch

Calendar of Events

Picnic at Leslie Groves Park	July 4
2nd Harvest	July 15
Lady Drives an A Class	August 8
Benton Franklin Fair Parade	August 22
States Day Parade – Prosser	Sept 7
Tour to Enterprise, OR	Sept 17-19
Hat Rock Park Tour	Oct 17
Halloween Party	Oct 30
Veterans Day Parade	Nov 14
MAFCA Annual Awards	Dec 3-5
Christmas Brunch	Dec 12

BIRTHDAYS

GARRY BRYAN	4TH
JOHN TRUMBO	5TH
BEV MCGILlicuddy	7TH
RICK BUDZECK	14TH
VERNITA COFFEY	29TH
JAN JACKSON	29TH

Message from the VP

We have been very active in June, and July is right around the corner. Several of us attended the Northwest Regional Model A Meet in Walla Walla last week. Between the ice cream welcome



social and the ending banquet it was pretty fast paced. A special thank you is in order to Don and Nonda Gibbard who co-chaired this event and to all of the members of the Walla Walla Sweet A's for a great job of hosting this event. This is the only meet I've ever been to where the hosts were busy serving water, handing out chocolate and actively helping the caterers make us comfortable at the banquet. It was great to meet some new friends and revive acquaintances from years past. And, another special thank you to our members who helped work the car games, which included the Budzecks, Eldhardts, Hinksons and McGillicuddys. You can read more about the meet on page 3.

In a few days we will have our annual 4th of July picnic at Leslie Groves Park in Richland. It starts at 11:00 a.m. and is reserved until 2:00 p.m. It's usually nice and cool down by the Columbia River so bring a salad and desert or a main dish and come out and celebrate our country's independence.

The 'Lady Drives an A' event is coming up in August so if you'd like to learn to drive a Model A, or would like a refresher, this class is for you. It is designed so that your husband is not the one giving you the instruction. Each lady will be in their car, with another member of our club giving the instructions. We haven't done this event in quite a while, but Robin and Mara have a good plan to make this a great way to start driving your Model A's.

Jan Jackson

Ladies Lunch

The monthly Ladies Lunch will be not held in July. The August lunch will be held on August 5th. Location to be announced.

Northwest Regional Meet

It was a hot time in the old town tonight, seems an appropriate way to start the description of our stay in Walla Walla. On April 25, 1854, the Washington Territorial Assembly created Walla Walla County by setting aside 110,000 square miles from Skamania County. The boundary line ran from the mouth of the Deschutes River to the 49th parallel, then east to the summit of the Rocky Mountains, south along the crest of the mountains to the 46th parallel, and then west to the mouth of the Deschutes. Walla Walla County was one of the first areas between the Rockies and the Cascades to be permanently settled. In fact, Washington State's first constitution was ratified in Walla Walla County and a Governor's Mansion was built in Walla Walla to house the expected new governor. It's a very old community. As far as the hot part goes, it wasn't hotter than it was in the Tri-Cities, but it was pretty toasty. Did that dissuade the Columbia Basin Model A Club from having a ton of fun? We had a great time!

The Walla Walla Sweet A's did a commendable job of hosting 180 registered members from the other clubs. They brought 168 Model A's. From the time we arrived to the end of the banquet Saturday night, it was action packed.

The meet started Tuesday when five couples caravanned to Walla Walla. They included the Budzecks, Campbells, Hinksons, McGillicuddys and Mara and I. The first event was a welcome ice cream social at Waterbrook Winery. They had a live band performing country songs and, of course, plenty of wine to go around.

On Wednesday we took a wine tour led by Daylan Gibbard. He took us to three wineries south of town and was a knowledgeable tour guide because he works at Waterbrook on the weekends. After the tour we headed to Milton Freewater with intentions of running up the Walla Walla River to Harris Park; however, after lunch we decided to amble on back to Walla Walla instead.

Thursday the ladies attended a fashion luncheon and the guys ate lunch at Olive Restaurant in downtown Walla Walla. In the evening we all attended the Hubley Derby at the Fairgrounds Pavilion where I picked up my new Indian nickname, 'Walla Walla Wheels Go Flying'. I finished the first race on three wheels and then the other three races I had two wheels come off and my poor little Hubley crashed and flipped over. Our granddaughter, Jenna Witt, won the Youth races and the Jerry Breiting traveling trophy.

Friday was the Grand Tour to Pendleton which several of our members attended and Saturday was the Car Games which our club was responsible for, along with the Apple Valley A's from Yakima. After setting up the car games early Saturday morning I was counting people and realized we had about 20 people from our two clubs working this event. We couldn't have hosted this event without the help of the Apple Valley A's and it was a classic case of collaboration between our two clubs to achieve a smoothly run event. We had 21 cars come through our obstacle course, which gave us an opportunity to meet members from all over the northwest. A special thank you to our members for helping with this event.

The Banquet was in the Walla Walla Fairgrounds Pavillion. In 1870 this fair became an annual event and is the oldest fair in the state. I think I can speak for all of us who attended...we had a great time in Walla Walla and we commend the Walla Walla Sweet A's for a job well done. It solidifies the concept of a small club hosting a really great event.

Submitted by Jan Jackson



45th Anniversary Tour

Editor's Note:

the following story was submitted to The Restorer for possible inclusion to their publication.

The Columbia Basin Model A Club celebrated its 45th anniversary with MAFCA by taking a photo op tour. We met at our normal meeting place, a church in Richland, Washington, and then ambled into the Horse Heaven Hills which are just to the south of our location in southeastern Washington State.

Most people imagine green when they think of Washington State, perhaps because our official state nickname is 'The Evergreen State.' That is true for the western half of the state, but when you cross the Cascade Mountain Range that divides our state, you enter into a much drier climate.


We average about 6.5 inches of rain a year, a far cry from Seattle's 37 inches or the Olympic National Park rainforest at 142 inches. So, fortunately, our anniversary fell in June, which is still pretty green in this locale.

I had been thinking about a group Model A photo that would utilize a nice S curve in a little-used road named Bofer Canyon. I convinced my wife to drive our 1930 Sport Coupe so I could bail out at a selected stopping point and hike up a steep hill for a vantage point of the S curve. Her job was to lead the tour to the top of the hill, turn around and drive back down. I wore my hiking boots and carried a hiking stick in case I encountered a rattlesnake along the way! I selected a long lens for my camera to compress the perspective to take advantage of the S curve while being a quarter mile away.

After I hiked down the hill, and crawled through a four-strand barbed wire fence, we drove into Kennewick and enjoyed lunch at The Rock Wood Fired Kitchen. We finished the tour with a ride on a carousel that is located next door to the restaurant. The Carousel of Dreams, built by the Tri-Cities community, consists of horses carved by Charles Carmel during the 1905-1920 timeframe.

It was a fitting day to remember our long association with MAFCA, and we're proud to be a part of this great organization.

Submitted by Jan Jackson



Fashion Feature

Fashions of the Model A Ford Era.

Fashion 101 – Formal and Wedding wear in 1928

The past Fashion 101 articles have been focusing on the styles of clothing worn for casual events. This article emphasizes the 1928 formal evening dresses and wedding gown patterns from Simplicity in their sewing pattern #9560 package. Attractive clothing may be made at home by the average seamstress with a good sewing machine, cloth in their chosen colors and a fully designed and well laid out pattern as provided by Simplicity. The blue satin formal floor length dress has elbow length bell sleeves, a high waist belt and a full face veil. The black formal dress has below-the-knee length, has long sleeves and is completed with a matching slouch hat and purse. The wedding dress in a smooth white satin features a waterfall train, a white lacy bodice with long sleeves and a headband with its trailing veil.

Submitted by Robin Eldhardt



Restoration Projects *Submitted by Tom Eldhardt*

Shock Absorbers – Repair/Refurbishment

This third article in this series will cover Repair & Refurbishment of Shock Absorbers.

BASIC PARTS – See previous article “How It works – Part 13 – Shocks” for information.

WARNING: The pipe wrench teeth may permanently damage the outside of the Outer Cover.

REPAIR/REFURBISHMENT -

1. Base - Mark the Base where the edges of Base wings are positioned.
2. Needle Valve assembly - install packing material around shaft and then place it into Wing Shaft.
3. Wing Shaft - Place inside of Base with the groove for the Arm bolt in the proper orientation
4. Inner Cover - Install into the Base and tighten against the Wing Shaft wings. Mark on Inner cover where the top Base wing edges are located. Install with Air Vent holes at the top, and then place the rubber seal on shaft.
5. Lock Ring – Thread it as far back onto the Base as you can.
6. O-ring - Install large outer cover o-ring against the Lock Ring.
7. Outer Cover - Installed with the Fill Plug at the top position, i.e., on CW shocks it is to the left of TDC, while the AC on shocks it is to the right of TDC.
8. Lock ring - Tightened up towards the O-ring and the Outer Cover for a fluid seal.
9. Shock Absorber - Set up in normal mounted position and FILL with fluid (glycerine).
10. Fill Plug - Install and tighten the plug back into the Outer cover.
11. Shock Absorber - Turn upside down for a few hours or a day. Verify that no leaks are present.
12. Shock Absorber - Install Shock Absorber back onto car in correct position. Tighten bolts.
13. Arm – reinstall the Arm back onto the Shock Absorber. Tighten arm bolt.
14. Needle Valve assembly – adjust the pointer to the ride setting desired by the car/truck owner. Adjust Front shocks to 3/8ths of a turn and back shocks to 1/4 of a turn.

NOTE: The outside of Wing Shaft and inside edge of Inner Cover is used as a seal area and it is the only bearing surface for the Wing Shaft. All shock Absorber parts were the same until the Base Wings were drilled and the ball check valves are installed at the factory. They then become either Clockwise (CW) or Anti-Clockwise (AC). Today Anti-Clockwise operating shocks would be called Counter-Clockwise (CCW).



Base Stationary wings and Moveable Wing Shaft (Note check ball holes in the Stationary Wings, the hole in the Moveable Wing Shaft and the threaded area for the Inner and Outer Covers)



Moveable Wing Shaft



Fill Plug



Needle Valve Assembly

4th of July Picnic in the Park

The annual 4th of July Picnic at Leslie Groves Park in Richland is coming right up. Please bring a salad and desert or a main dish to the picnic. Jan will bring a portable barbecue so if you want hamburgers or hot dogs you'll be able to heat them up. Janet has the park reserved from 11:00 am until 2:00 pm so wear your red, white and blue and come on down to the picnic.

MAFCA News


I write this from Niagara Falls as Janet and I are on the road traveling to the Lobsters and Lighthouses Tour. This is MAFCA's 5th National Tour and one I've been looking forward to since I first learned of it. Over the years, we have made many new friends on MAFCA National Tours and it seems many of these people keep coming back time after time. It's been interesting receiving reports from fellow travelers making their way to Maine, many turning the trip into extended vacations traveling with friends. Many of those making the journey are posting on MAFCA's Facebook. If you aren't part of MAFCA's Facebook, check it out. Besides the interesting reports of those traveling to Maine, there are many interesting tidbits from around the MAFCA world.

In the July-August issue of *The Restorer* is a list of chapters. If your chapter is marked delinquent, there is a problem with your annual registration and your chapter is in danger of losing its charter, which includes losing insurance benefits. Be sure to contact Jill Sullins, our Chapter Coordinator, and she will help resolve the problem.

While we're on the topic, some have questioned why updated information on chapters is required annually? The insurance premium for chapter insurance is determined by the number of members in each chapter. In our immediate future, more detailed reporting requirements will be implemented. So, it is important that the designated person in each chapter take the time to accurately and completely fill out the form. I'm afraid to say we will become stringent on this starting now.

Until next month,
Garth Shreading
2015 MAFCA President

Article obtained from the MAFCA web site



The purpose of the club shall be to serve as a medium of exchange of ideas, information and parts for admirers of the Model A Ford, and to aid them in their efforts to restore and preserve the car in its original likeness. Membership in the Model A Ford Club of America is a requirement to joining the Columbia Basin Chapter. To join MAFCA, see the web site at www.mafca.com and click on the "Join MAFCA" tab. Requirements for membership in the chapter shall not insist upon the actual possession of a Model A Ford, merely an interest in the objectives of the club and a desire to take an active part in club activities shall be the primary requirement for membership. (Excerpt from Columbia Basin Model A Club Bylaws dated February 2015.)

1931 Deluxe Rumble Seat Roadster

Previously Restored/ Updated 2015

Engine:

Built by Stan Vermille of Grass Valley, Cal.
Engine sleeved to standard
Domed pistons
Counter weighted and balanced crank
Crank drilled for high pressure oil
Insert bearings, main and rods
Modified V-8 oil pump
Snyder 6-1 head
Full flow oil filter
Adjustable lifters
Adjustable cam end play
Leak-less water pump
V-8 clutch
Thermostat
B-carb.
Intake manifold, bored to B-carb dimensions
60 amp 6 volt alternator
Float A Motor mounts
Radiator pressurized with recovery

Drive-train:

Mitchell syncromesh transmission
Mitchell syncromesh overdrive
378/1 ring and pinion

Top and Interior:

Upholstery, side curtains, top boot cover, car cover

Brakes:

Hydraulic restored to new
Front-48 backing plates with new style drums and new separate hubs
Rear 39 backing plates with original restored rear drums
Cling emergency brake system

Steering: Ford F100 steering

Accessories:

Turn signals with hazard flashers
Twin fender mounted spare tires
Quartz head lights
Oil pressure gauge
Water temp. Gauge
Aries muffler
Optima battery
Heater
Stone Guard
Flying Quail
Twin Side Mirrors
Electric Wiper Motor
Luggage Rack with Trunk
Vintage License Plate
Deluxe Wind Wings
Fuse Panel with built-in Flasher
Electric Fuel Shut-off valve
K & N Rechargeable Air Filter

\$29,500.00

Dean Hinkson: (509) 531 2628



Meeting Minutes

May 14, 2015

In preparation for the car games at the regional meet, club members met outside to perform a dry run of the two games our club is responsible for. Following this activity, the monthly Model "A" Club meeting was brought to order by the vice-president, Jan Jackson, substituting for President Marshall Hauck who was on vacation. In attendance were Mara Jackson, Garry and Joanne Bryan, Tom and Robin Eldhardt, Frank and Laura Osterwyk, Rick and Janet Budzeck, Pete and Grace Jackson, Dean and Teri Hinkson, John Trumbo and new members Larry and Sue Campbell. The minutes from the May meeting were approved. In the absence of Vernita, there was no treasurer's report.

Correspondence

Mara reported she received a letter confirming our club's registration for the Benton Franklin Fair Parade.

Tours

Jan commented on the following tours:

Saturday, June 13th – Bluegrass Festival at Sacajawea Park; John asked those planning on going to meet at the Columbia Park Fishing Pond at 10:00 a.m.

Tuesday, June 23rd through Saturday, June 26th - Northwest Regional Meet in Walla Walla

Saturday, July 4th – potluck picnic at Leslie Groves Park from 11:00 a.m. to 2:00 p.m. (July's club meeting will be held at this event.)

Wednesday, July 15th – Food sorting at 2nd Harvest from 9:00 a.m. to 12:00 p.m. followed by lunch at the Country Mercantile in Pasco.

Old Business

Joanne asked what the club's decision was concerning distribution of the tea, coffee and sweeteners from our 'goodie' box. It was decided to donate these items to Reata Springs Baptist Church who hosts our meetings.

New Business

John commented on his recent trip to Auburn, California and shared highlights of the tour he took to Vern Marriott's mini town where he viewed an array of numerous different collections, which includes not only cars, but gas pumps, signs, ice cream shop, etc. He also circulated a copy of an article from *The Restorer* written about Robert Kehn, who purchased a 1929 Roadster pickup in Key West and drove it to his home in Libby, Montana.

Announcements


Jan recognized those celebrating birthdays, especially Pete's 88th birthday today, and anniversaries. He thanked Garry and Joanne for providing the refreshments.

Projects

Dean completed fine tuning his 1931 Roadster, which is now for sale. Please give him a call if you or anyone you know is interested. Tom remarked he found a Westclock for his Model A in a box of spare parts he purchased. Jan stated he was helping Blaine McGillicuddy work on his Roadster to make sure it was road worthy when they go to the Northwest Regional Meet in Walla Walla.

A motion was made, seconded and passed to adjourn the meeting.

Respectfully submitted by Janet Budzeck, Secretary



Columbia Basin Model A Club
703 S. 48th Ave.
West Richland, WA 99353

The Columbia Crier is a publication of
the Columbia Basin Model A Club. For
questions or submittals to the Columbia
Crier contact Jan Jackson by email at:
j-m.jackson@frontier.com or by phone:
(509) 967-2801.